

OBSERVATORY OF THE IMPACTS OF THE HEALTH CRISIS RELATED TO COVID-19

July 2022

Note: This Observatory aims to measure the health and economic consequences of the Covid-19 epidemic in the Principality. It has been set up to complement the reports produced by Monaco Statistics in November 2020 and January 2021.





Thus, this publication presents a monthly analysis of health, mortality and birth data and is enriched quarterly with data on the economy and employment in the Principality.

For this edition:

- the health data are stopped at the end of June 2022;
- mortality and birth rate data are updated to June 2022.

KEY DATES	4
1 HEALTH DATA	5
1.1 Covid-19 health monitoring indicators.....	5
1.2 Vaccination.....	13
2 MORTALITY AND BIRTH RATE	17
2.1 Analysis of deaths	17
2.3 Analysis of births	19

KEY DATES

	June	July
Monaco 	<p>-The 4th: the wearing of masks on public transport is no longer compulsory.</p> <p>-The 13th: 12,514 confirmed cases of COVID-19, including 57 deaths. On the same day, the hours of the COVID-19 call centre were changed due to a more measured demand (from 9am to 5pm).</p>	<p>-The 4th: in view of the increase in the number of contaminations, the Government of Monaco calls for renewed vigilance.</p> <p>-The 18th: 13,845 confirmed cases of COVID-19 including 61 deaths.</p>
France 	<p>-The 13th: 28,947,795 confirmed cases of COVID-19 including 145,428 deaths.</p>	<p>-The 18th: 32,042,643 confirmed cases of COVID-19 including 147,171 deaths.</p>
Italy 	<p>-The 1st: health pass no longer required for travellers arriving in Italy.</p> <p>-The 13th: 17,653,375 confirmed cases of COVID-19 including 167,391 deaths.</p>	<p>-The 18th: 20,145,859 confirmed cases of COVID-19 including 169,925 deaths.</p>
World 	<p>-The 7th: 11,854,673,610 doses of vaccine were administered.</p> <p>-The 13th: 532,887,351 confirmed cases of COVID-19 including 6,307,021 deaths.</p>	<p>-The 12th: 12,130,881,147 doses of vaccine administered.</p> <p>-The 18th: 559,469,605 confirmed cases of COVID-19 including 6,361,157 deaths.</p>

1 Health data

1.1 Covid-19 health monitoring indicators

The health monitoring data for Covid-19 are as of 30 June 2022. They come from the Ministry of Health and Social Affairs, which groups together data from the Department of Health Affairs, the Centre Hospitalier Princesse Grace, the Epidemiological Investigation Unit, the Home Monitoring Unit, town doctors, pharmacies, the Monaco Scientific Center and medical analysis laboratories.

The scope of the data presented concerns the residents of the Principality. Before the 7th of May 2022, only people with a positive RT-PCR (Reverse transcription polymerase chain reaction) test were defined as Covid-19 cases. Since this date, positive antigenic tests carried out in the Principality's pharmacies have also been used to officially identify Covid-19 cases.

Table 1. Covid-19 monitoring indicators for Monaco residents as of 30 June 2022

No. of cumulative cases	13,047
<i>of which no. of recontaminations</i>	<i>888</i>
Share of infected residents	31.1%
Cumulative no. of hospitalisations	564
Share of hospitalisations on the no. of cumulative cases	4.3%
Cumulative no. of cases in intensive care	61
Share of cases in intensive care out of the no. of hospitalisations	10.8%
Share of cases in intensive care out of the no. of cumulative cases	0.5%
Cumulative no. of deaths	58
Share of deaths out of the no. of cumulative cases	0.4%

Sources: Ministry of Health and Social Affairs, Monaco Statistics

As of 30 June 2022, the cumulative number of cases since the beginning of the epidemic reached 13,047, including 888 recontaminations, representing 6.8% of cases. Thus, the proportion of infected residents stands at 31.1%¹.

4.3% of cases required hospitalisation, i.e. 564 cases in total, including 61 in intensive care. The average length of hospital stay² was 12.5 days overall and 11.4 days for patients who did not stay in intensive care.

The 58 deaths (30 males and 28 females) represent 0.4% of cumulative cases. The average age at death was 84.6 years overall (83.7 years for men and 85.7 years for women). More than two thirds of the deceased residents (71%) were aged 80 years and over. 15 deaths concerned people of Monegasque nationality.

Table 2. Covid-19 monitoring indicators for Monaco residents per year (as of 30 June 2022)

	2020	2021	2022
Number of cases	875	4,292	7,880
Number of hospitalisations	81	241	242
Number of intensive care	19	39	3
Number of deaths	3	35	20
Mean age	46.2	39.7	40.5

Sources: Ministry of Health and Social Affairs, Monaco Statistics

As of 30 June 2022, 7,880 people have been infected with Covid-19 in the year, compared to 5,167 in 2020 and 2021 combined.

While the number of cases almost doubled between 2021 and the first six months of 2022, the number of hospital admissions is equivalent between these two periods (almost 250).

In the first half of 2022, there were 20 deaths compared to 35 in the entire year 2021.

The average age of those infected is 40.5 years in the first half of 2022, compared to 46.2 years in 2020 and 39.7 years in 2021.

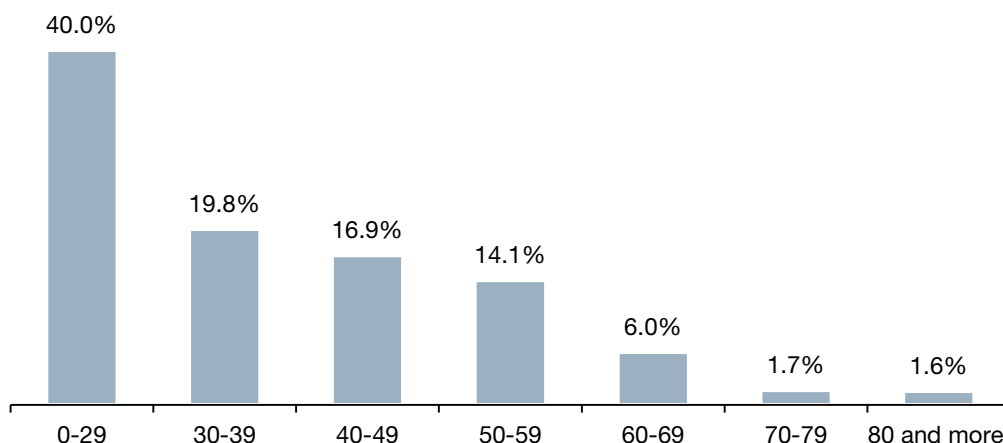
¹ Based on the most recent resident population estimate (as of 31 December 2021) of 39,150 inhabitants.

² The lengths of stay include those of patients in the Covid unit as well as those for other reasons.

1.1.1 Recontaminations

Since the beginning of the epidemic, 888 cases concern residents who have already been infected. Recontaminations are almost evenly distributed: 52.1% women and 47.9% men.

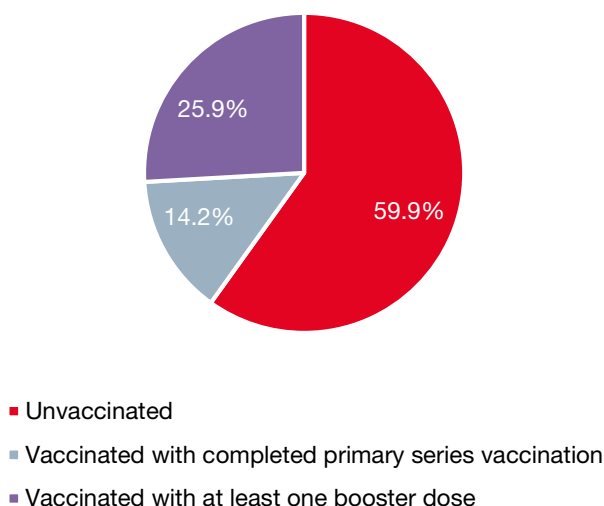
Figure 1. Distribution of recontaminations by age group for residents Monaco residents



Sources: Ministry of Health and Social Affairs, Monaco Statistics

As of 30 June 2022, 40.0% of recontaminations have been identified among people under the age of 30. The proportion of re-infections decreases with age: residents aged 60 and over represent less than one in ten cases.

Figure 2. Distribution of recontaminations according to vaccination status for Monaco residents



Sources: Ministry of Health and Social Affairs, Monaco Statistics

As of 30 June 2022, almost 60% of recontaminations involve unvaccinated people, more than one in four residents vaccinated with at least one booster dose³ and 14.2% with a complete primary vaccination⁴.

³ Vaccination with at least three injections of a two-dose protocol or a second injection of a single-dose protocol.

⁴ Vaccination with two injections of a two-dose protocol or one injection of a single-dose protocol.

1.1.2 Situation in June 2022

Table 3. Monthly number of Covid-19 cases for Monaco residents

	May 2022	Share	June 2022	Share
No. of unvaccinated cases	167	37.4%	249	30.0%
No. of cases with completed primary series vaccination	49	11.0%	108	13.0%
No. of cases with at least one booster dose	230	51.6%	474	57.0%
No. of cases	446	100%	831	100%
<i>of which no. of recontaminations</i>	<i>67</i>	<i>15.0%</i>	<i>134</i>	<i>16.1%</i>

Sources: Ministry of Health and Social Affairs, Monaco Statistics

831 new cases of Covid-19 were recorded among residents of Monaco in June 2022 compared to 446 in May. 30.0% of cases in June (249) concerned unvaccinated residents, a lower share than in May (37.4% for 167 cases).

13.0% of the cases (108 patients) involved people with a complete primary series vaccination⁴ compared to 11.0% in May (49 cases). More than half of the cases (474 cases representing 57.0%) have a vaccination schedule with at least one booster dose³ in June, a slightly higher share than in May (51.6% for 230 cases).

The number of recontaminations continues to rise with 16.1% of cases in June, after 15.0% in May and 11.4% in April.

Table 4. Monthly number of Covid-19-related hospitalisations and resuscitations for residents of Monaco

	May 2022	June 2022
No. of hospital admissions	12	45
No. of hospital admissions unvaccinated	2	12
No. of hospital admissions with completed primary series vaccination	3	1
No. of hospital admissions with at least one booster dose	7	33
No. of cases in intensive care	0	0
No. of deaths	0	1

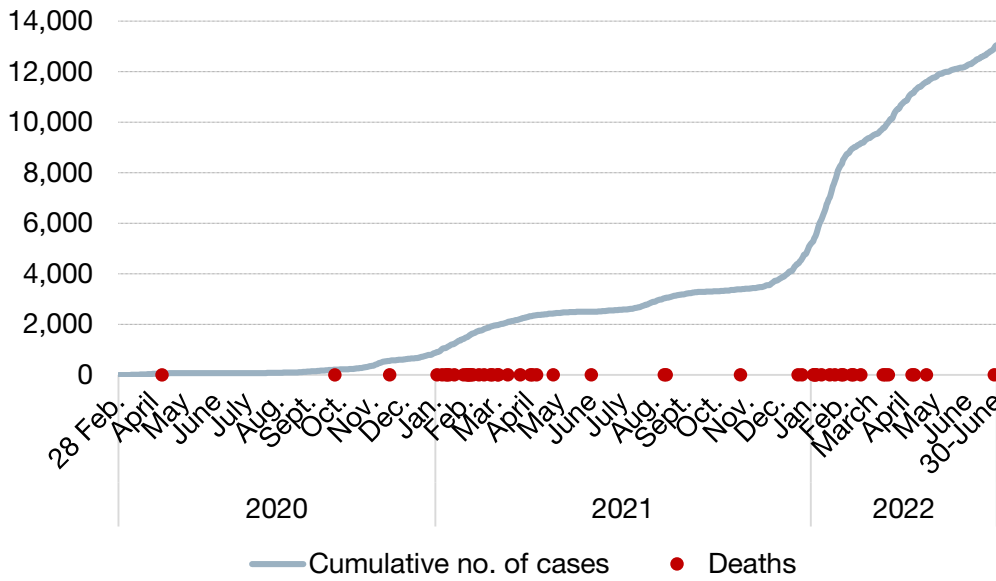
Sources: Ministry of Health and Social Affairs, Monaco Statistics

There were 45 Covid-19-related resident hospitalisations in June 2022 compared to 12 the previous month. Among these 45 hospitalisations, 12 were of unvaccinated individuals, 1 resident with a complete primary series vaccination schedule and 33 were of patients with at least one booster dose.

One Covid-19-related death occurred in June, while there were no Covid-19-related deaths in May 2022.

1.1.3 Evolution of the epidemic

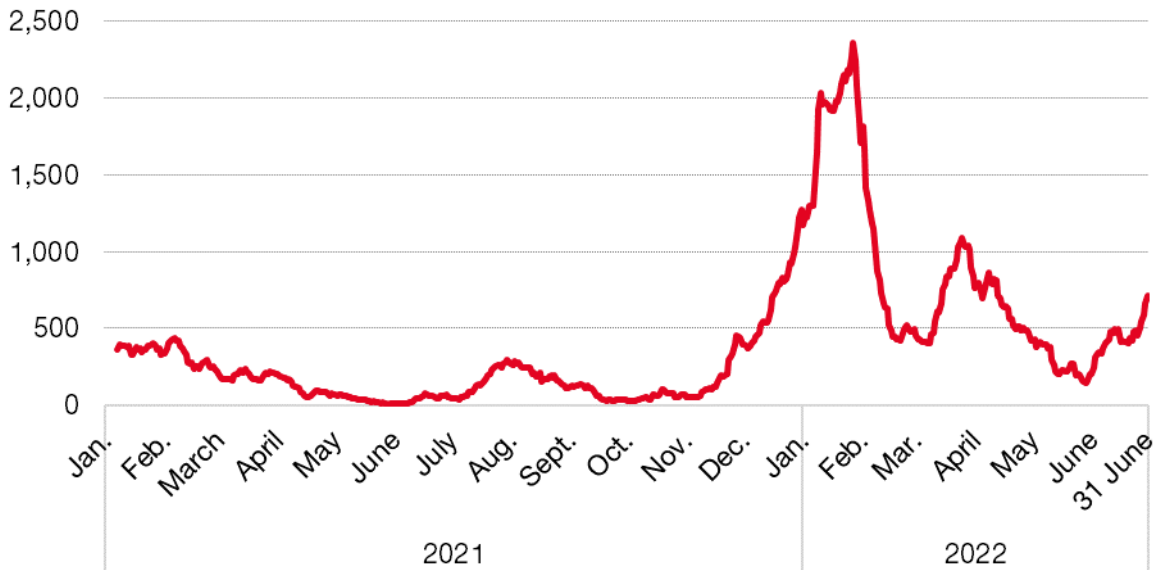
Figure 3. Evolution of the number of cumulative cases and deaths linked to Covid-19 for residents of Monaco



Sources: Ministry of Health and Social Affairs, Monaco Statistics

As of 30 June 2022, the cumulative number of cases since the start of the pandemic has reached 13,047, with a sharp acceleration in early 2022.

Figure 4. Evolution of the daily incidence rate⁵ of Covid-19 for residents of Monaco

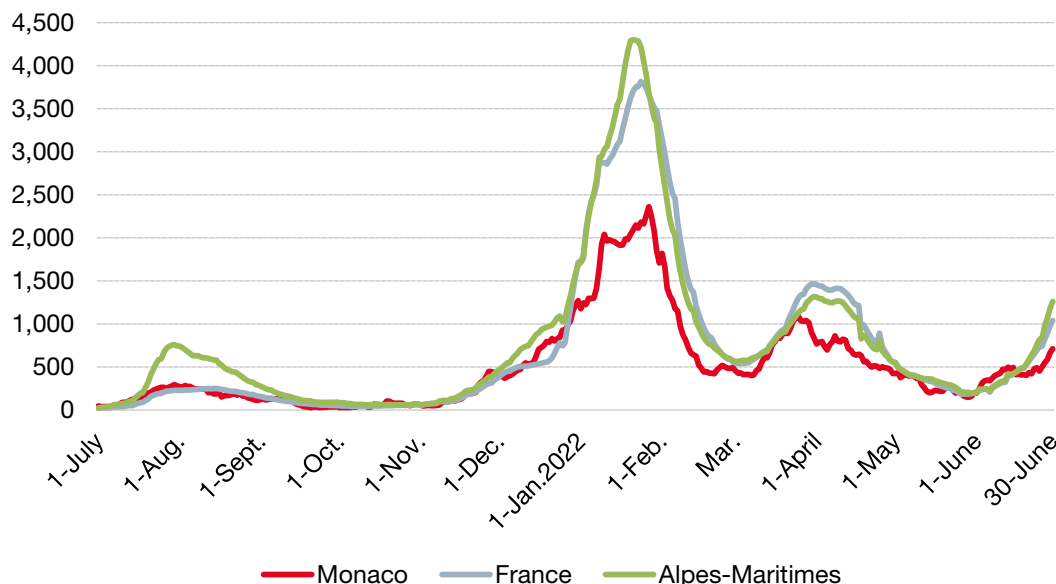


Sources: Ministry of Health and Social Affairs, Monaco Statistics

After reaching an all-time high of 2,360 at the end of January 2022, and a sharp drop in February, the incidence rate rose again to 1,091 on 25 March. The rate gradually declined until the end of May (202 on 31 May). In June, it increased again to 710 at the end of the month.

⁵ The daily incidence rate corresponds to the number of positive tests over the last 7 days per 100,000 inhabitants, i.e.: $100,000 \times \frac{\text{number of positive cases over 7 days}}{\text{estimated number of inhabitants}}$. The most recent estimate of the resident population (as of 31 December 2021) is 39,150 inhabitants.

Figure 5. Changes in the daily incidence rate of Covid-19 in Monaco, France and the Alpes-Maritimes

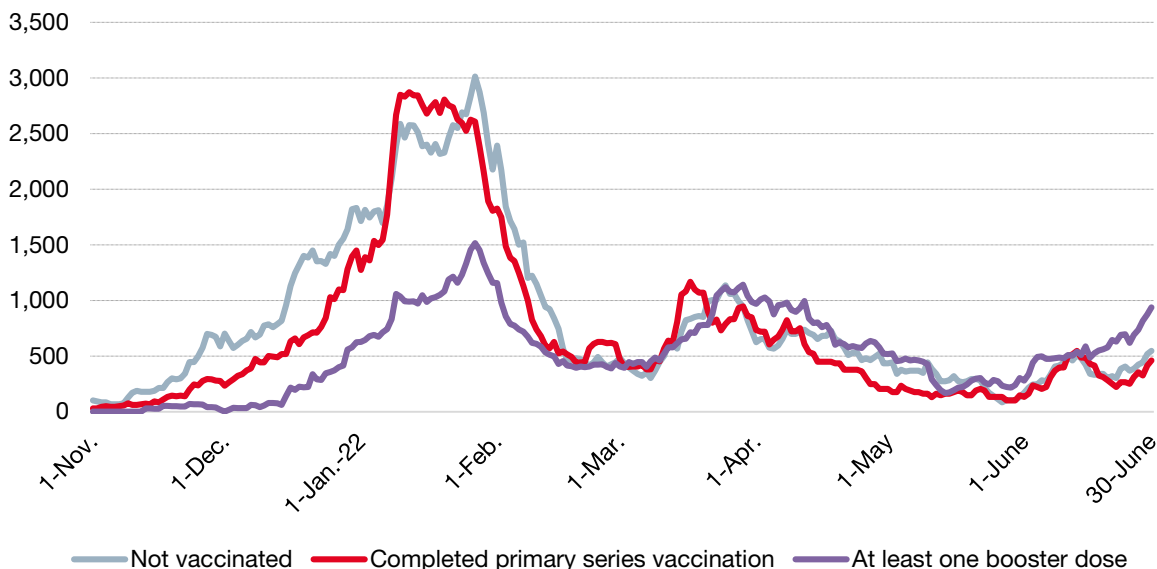


Sources: Ministry of Health and Social Affairs, Santé publique France, Monaco Statistics

In June 2022, the 7th epidemic wave emerges in most European countries. After having been at their lowest since the beginning of the year, in May, the incidence rates of the three geographical areas increase significantly and stand on 30 June at: 710 in the Principality of Monaco, 1,262 in the Alpes-Maritimes and 1,041 in France.

These levels remain well below those observed at the end of January (2,360 in the Principality, 4,301 in the Alpes-Maritimes and 3,815 in France).

Figure 6. Changes in the daily incidence rate of Covid-19 for residents of Monaco of 12 years old and over according to vaccination status



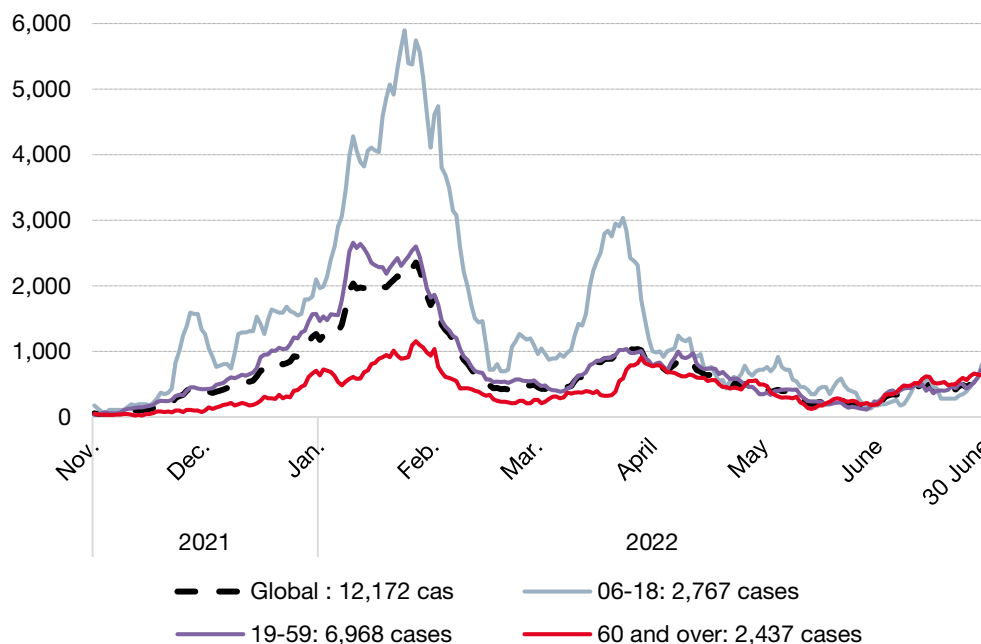
Note: In this graph, three vaccination statuses are distinguished for residents:

- Not vaccinated which includes those who are not vaccinated or are only partially vaccinated (one injection of a two-dose protocol);
- Completed primary series vaccination, which includes residents with a 2nd injection of a two-dose protocol or an injection of a single dose protocol;
- At least one booster dose which is a 3rd injection of a two-dose protocol or a 2nd injection of a single-dose protocol.

Sources: Ministry of Health and Social Affairs, Digital Services Department, Monaco Statistics

From November 2021 until the end of February, the incidence rate of the unvaccinated residents was higher than the one of residents with a completed primary series vaccination, which was itself higher than those with at least one booster dose. From the end of February 2022, the gap narrows and the three rates are quite close. In June, the incidence rate of residents with at least one booster dose is higher than the other two.

Figure 7. Comparison of incidence rates by age group of Covid-19 of Monaco residents



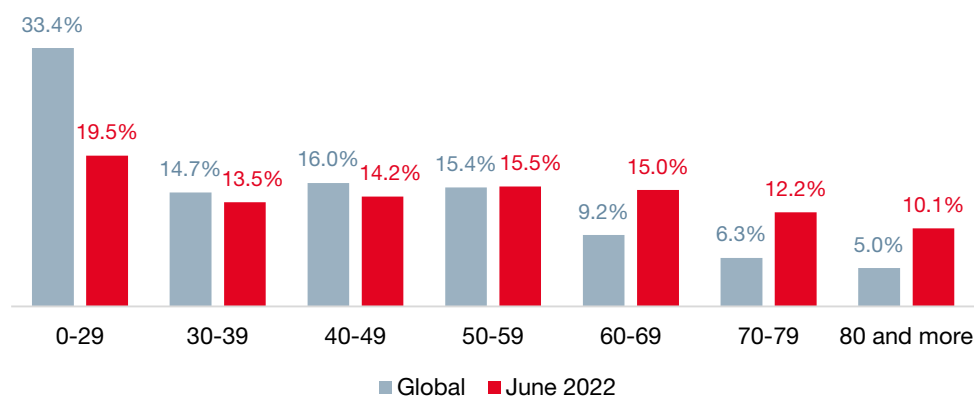
Note: As children under 6 years old are not systematically tested, they are not represented on this graph.

Sources: Ministry of Health and Social Affairs, Monaco Statistics

The evolution of the incidence rates of minors (6-18 years old) and over-60s differs from that of the rest of the population:

- From November 2021 onwards, the incidence rate for 6-18 year olds rose dramatically. It peaked at 5,901 on 24 January compared to 175 on 1 November. The gap with the global rate had never been so high since the beginning of the pandemic. The incidence rate then fell back to around 700 in mid-February. It then rose again, reaching a peak of 3,038 on 24 March. In June there was a further increase with the rate reaching 874 by the end of the month;
- The rate for those aged 60 and over, which was comparable to the overall rate until July 2021, has remained significantly lower since then. As of 30 June, the incidence rate was 690 ;
- The incidence rate for 19-59 year olds, relatively close to the overall rate, peaked at 2,658 on 10 January 2022. It was 757 on 30 June.

Figure 8. Comparison of the age distribution of Covid-19 cases



Sources: Ministry of Health and Social Affairs, Monaco Statistics

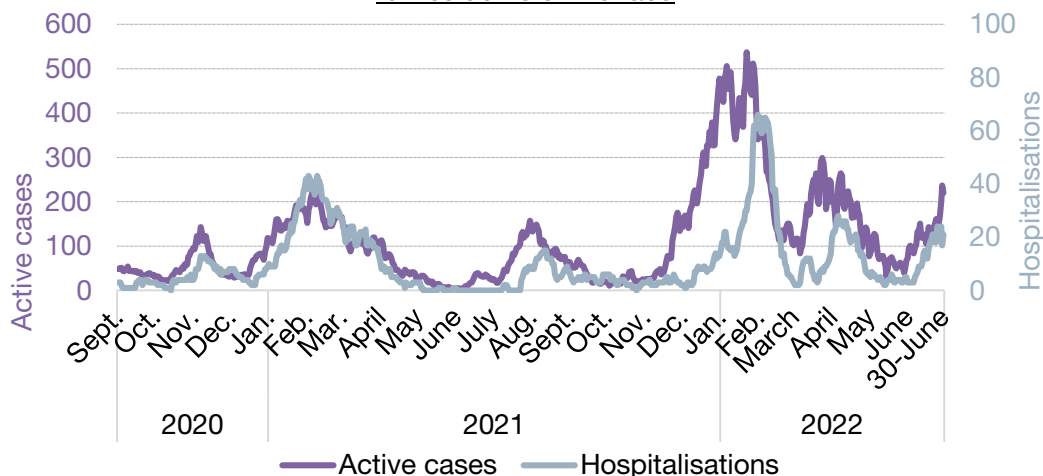
The age distribution of cases in June 2022 differs from that observed since the beginning of the epidemic.

Less than two out of ten cases in June were under 30 years old, compared to about one third overall.

In June, more than half of the cases concerned residents aged 50 and over, compared to just over a third since the beginning of the epidemic.

1.1.4 Characteristics of Covid-19-related hospitalisations of Monaco residents

Figure 9. Evolution of active cases and hospitalisations linked to Covid-19 for residents of Monaco

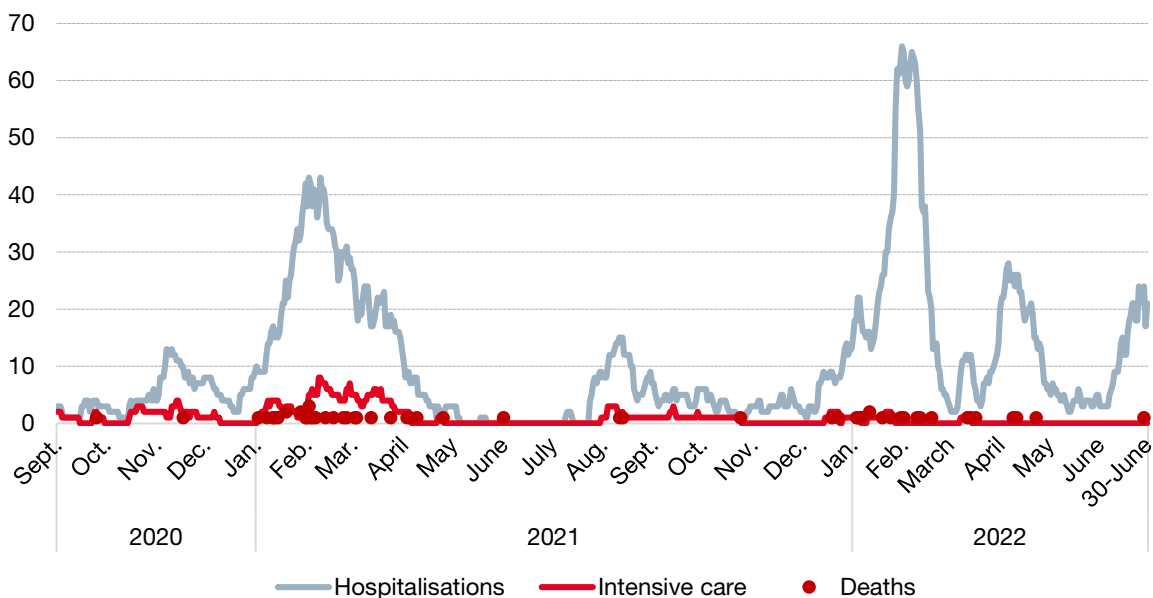


Sources: Ministry of Health and Social Affairs, Monaco Statistics

Since September 2020, the number of cases and the number of hospitalisations have been correlated, with a slight lag concerning the 5th wave (winter 2022) and the 6th (spring 2022).

As of 30 June, the Principality of Monaco had 21 hospitalisations of residents for 220 active cases.

Figure 10. Trends in Covid-19-related hospitalisations, resuscitations and deaths for residents of Monaco



Note: Cases in intensive care are also counted as inpatients.

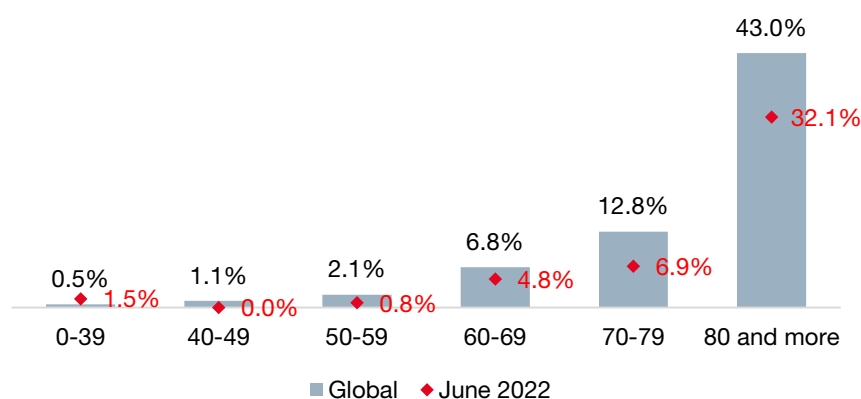
Sources: Ministry of Health and Social Affairs, Monaco Statistics

Since mid-December 2021, the peaks of hospitalisations (66 on 1 February 2022 and 28 hospitalisations on 6 April) have not led to an increase in the number of intensive care (maximum 2 people between 21 and 24 January).

As of 30 June, there are 21 hospitalised residents.

Since the beginning of the 5th epidemic wave (i.e. between December 2021 and June 2022), there have been 22 resident deaths related to Covid-19.

Figure 11. Share of Covid-19-related hospitalisations by age group



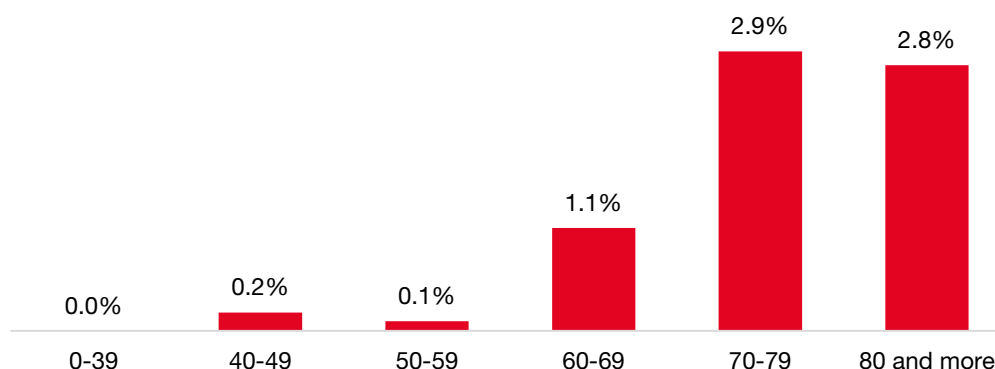
Interpretation: in June 2022, 32.1% of people over 80 years old who contracted Covid-19 required hospitalisation, compared to 43.0% since the beginning of the epidemic.

Sources: Ministry of Health and Social Affairs, Monaco Statistics

The proportion of hospitalisations increases with age. Since the beginning of the epidemic, 0.5% of cases under 40 years of age have been hospitalised, compared to 6.8% between 60 and 69 years of age, 12.8% between 70 and 79 years old and 43.0% after 80 years old.

In June 2022, the share of people hospitalised is significantly lower than the overall figure for each age group, except for those aged 0-39.

Figure 12. Share of Covid-19-related ICU hospitalisations by age group



Sources: Ministry of Health and Social Affairs, Monaco Statistics

Hospitalisations in intensive care units exclusively concern people over 40 year old. Since the beginning of the epidemic, hospitalisations represent 1.1% of cases between 60 and 69 years old, 2.9% of cases between 70 and 79 years old and 2.8% for residents over 80 years old.

1.2 Vaccination

The vaccination campaign started on 31 December 2020 in the Principality⁶ with the Pfizer/BioNTech's Comirnaty (messenger RNA-based vaccine), which requires the injection of two doses 21 days apart for people who have not previously been infected by the disease and a single dose for those who have already had Covid-19.

Since 10 June 2021, vaccination has been open to any person aged 12 and over and subsequently to non-residents working in the Principality. At the beginning of January 2022, children aged between 5 and 11 years, resident or attending school in the Principality, at risk of contracting severe forms of Covid-19 or living in the environment of an immunocompromised person could also begin to be vaccinated at the National Immunisation Centre.

In addition, an additional booster dose can also be given to people aged 18 years and over, provided that it has been more than four months since the last dose of Covid-19 vaccine was given.

Since 22 March 2022, Novavax's Nuvaxovid vaccine (a so-called "subunit" vaccine) is also available. The primary vaccination schedule for this vaccine requires 2 doses, 3 weeks apart.

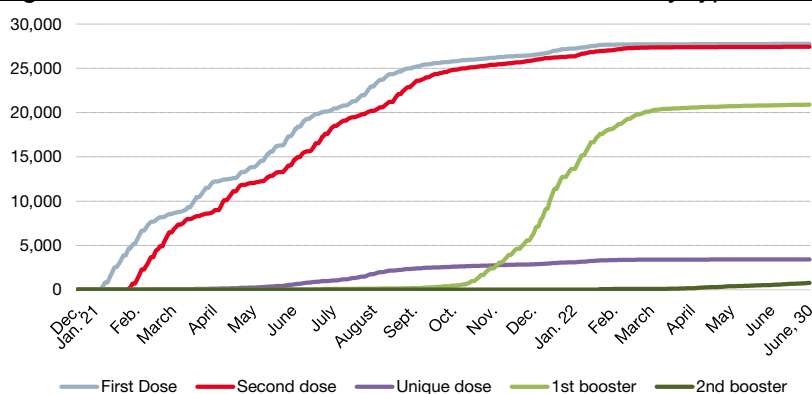
At the end of March 2022, a 2nd booster dose was generalised without prescription for people aged 65 and over, and from mid-April for people aged 60 and over. A delay of about 4 months between the last injection or the last contamination and the 2nd additional dose must be respected.

Vaccination data is as of 30 June 2022.

Note: The data presented in this study are consolidated for each publication, which explains the differences that may appear in relation to previously published statistics.

1.2.1 Evolution of vaccination

Figure 13. Evolution of the number of vaccine shots by type of dose



Sources: Ministry of Health and Social Affairs, Digital Services Department, Monaco Statistics

As of 30 June 2022, 80,303 vaccine shots have been administered to people aged 12 years and older. This includes nearly 27,800 first doses, more than 27,400 second doses and more than 3,400 unique doses⁷. The number of first booster doses was over 20,900 and second booster doses were 770.

Vaccination is gender-equal, as 50.7% of injections were given to women.

Table 5. Distribution of shots by country of residence as of 30 June 2022

	Type of doses					Total
	First	Second	Unique	1st booster	2nd booster	
Monaco	22,091	21,919	2,095	17,278	721	64,104
France	5,478	5,332	1,297	3,538	47	15,692
Italy	142	136	16	65	0	359
Others*	60	56	2	28	2	148
Total	27,771	27,443	3,410	20,909	770	80,303

* Others including not filled in

Sources: Ministry of Health and Social Affairs, Digital Services Department, Monaco Statistics

Of the 80,303 doses administered in total, almost 15,700 were administered to people living in France and 359 to Italian residents.

⁶ Source: <https://covid19.mc/>

⁷ Unique doses: People previously infected with Covid-19 are offered a single dose of vaccine, as they retain an immune memory. This single dose of vaccine thus acts as a booster after infection.

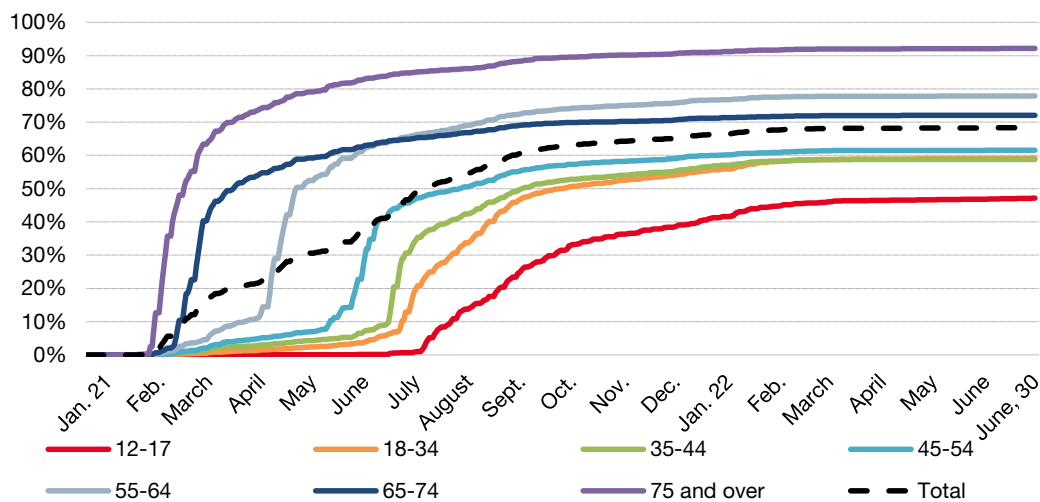
1.2.2 Vaccination coverage

The vaccination coverage presented below concerns the resident population of Monaco. It includes:

- All injections given in the Principality to residents;
- Part of the injections given abroad to residents: on the one hand, cases where the first dose was given abroad and then declared to the Vaccination Centre in order to be able to give the second dose in the Principality and, on the other hand, cases where the 2 doses were given abroad and then declared to the Vaccination Centre in order to request a health pass or to have recourse to serological monitoring.

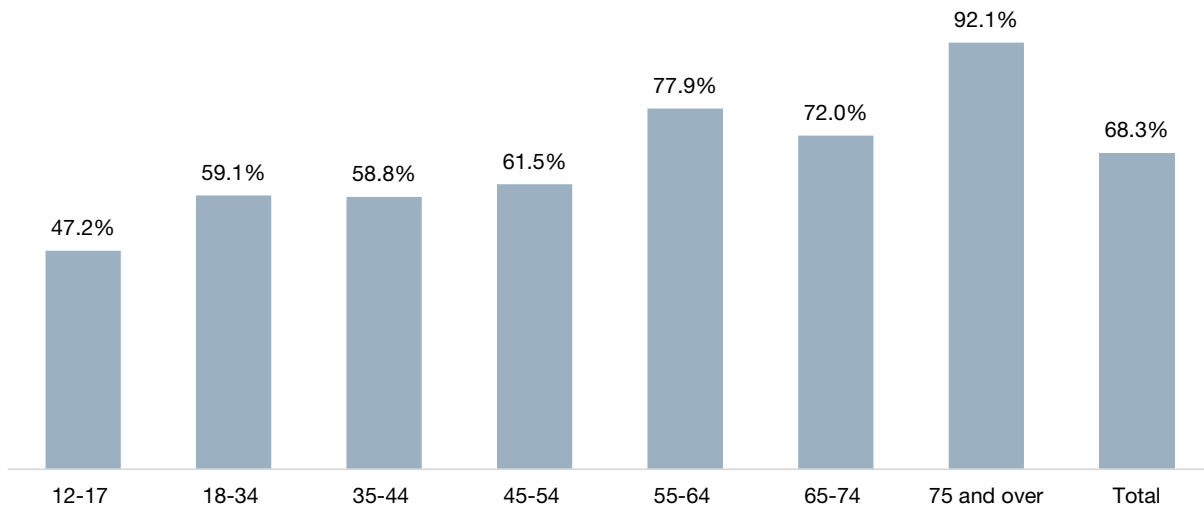
However, it is not possible to know which residents were vaccinated abroad and did not report to the vaccination centre. Thus, the vaccination coverage of residents remains underestimated by this unquantifiable part of residents vaccinated abroad and not declared.

Figure 14. Evolution of the completed primary vaccination coverage rate⁸ for residents by age group



Sources: Ministry of Health and Social Affairs, Digital Services Department, Monaco Statistics

Figure 15. Completed primary vaccination coverage rate for residents by age group as of 30 June 2022



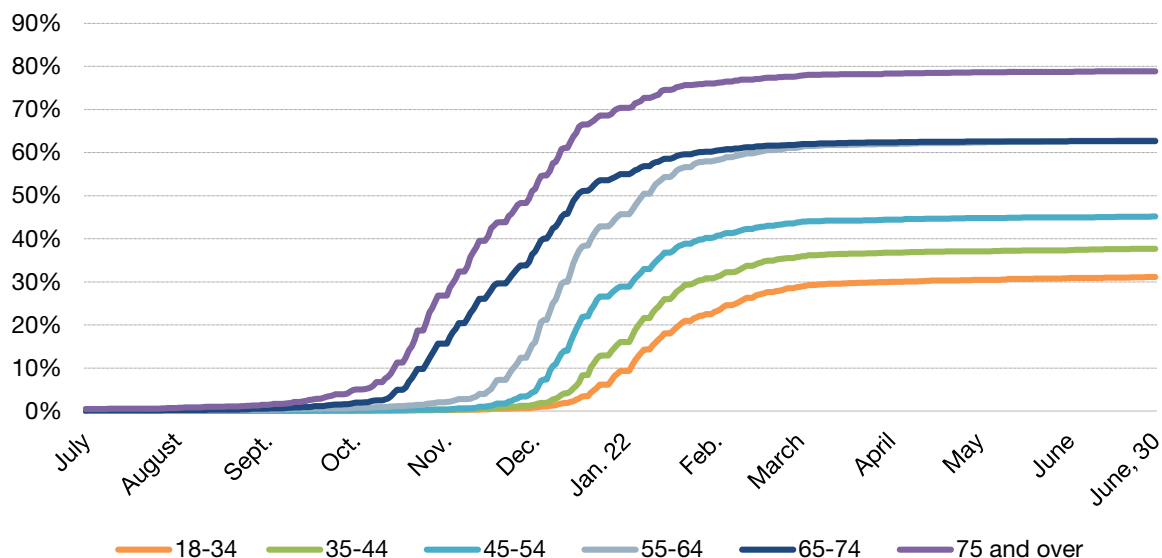
Sources: Ministry of Health and Social Affairs, Digital Services Department, Monaco Statistics

As of 30 June 2022, the completed primary vaccination coverage rate is 68.3% for the resident population of 12 years old and over.

It is above 58% for all age groups from 18 years onwards. It is close to 78% among 55-64 year olds and exceeds 92% among those aged 75 and over. Nearly one resident in two of 12-17 year old has a complete primary vaccination schedule.

⁸ Completed primary vaccination coverage rate: Share of the population vaccinated with a second shot of a two-dose schedule or one shot of a single-dose schedule.

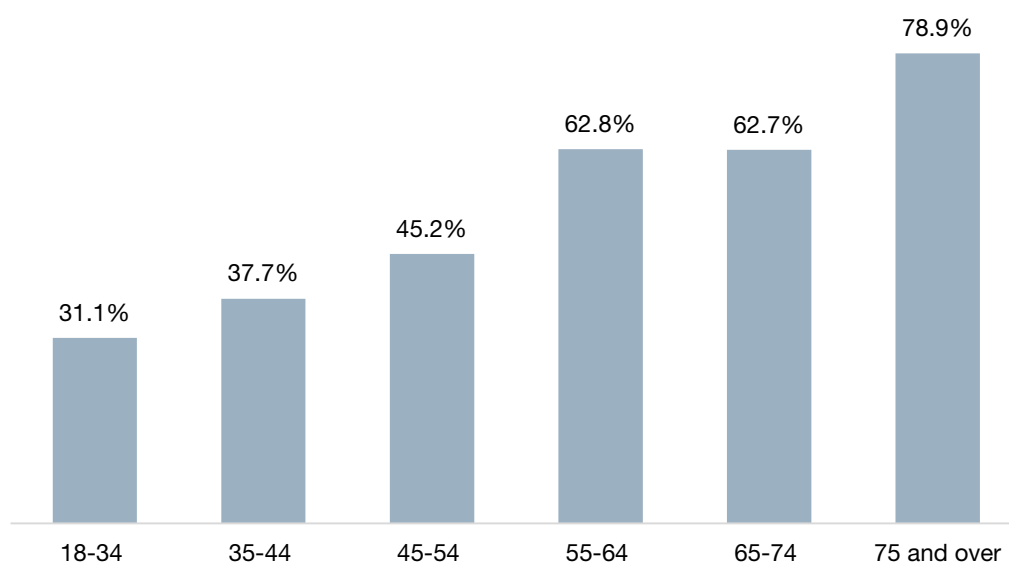
Figure 16. Evolution of the vaccination coverage rate with at least one booster⁹ of residents by age group



Note: As the 1st booster mainly concerns people aged 18 and over, only these age groups are presented.

Sources: Ministry of Health and Social Affairs, Digital Services Department, Monaco Statistics

Figure 17. Vaccination coverage rate with at least one booster of residents by age group as of 30 June 2022



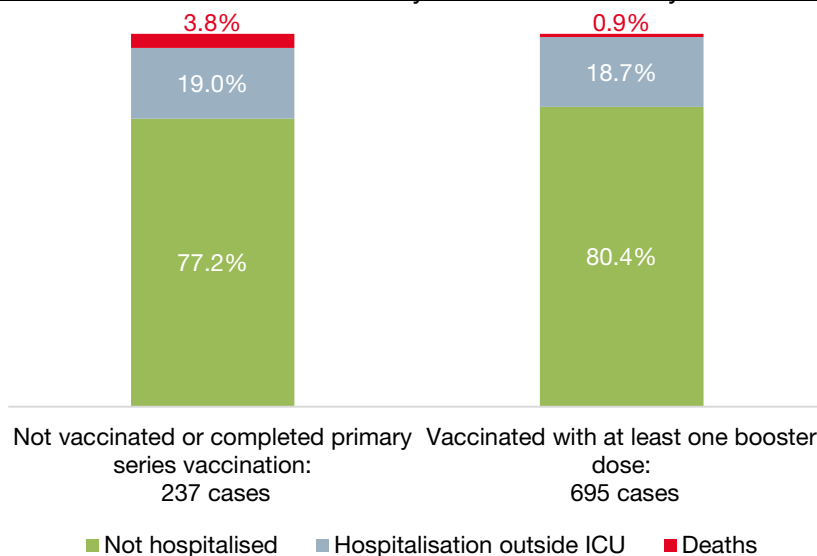
Sources: Ministry of Health and Social Affairs, Digital Services Department, Monaco Statistics

As of 30 June 2022, the vaccination rate with at least one booster dose is approaching 80% for residents aged 75 years old and over, and it is above 62% for all age groups above 55 years.

⁹ Vaccination coverage with at least one booster: Share of the population vaccinated with a third injection of a two-dose schedule or a second injection of a single-dose schedule

1.2.3 Impact of vaccination on positive cases

Figure 18. Distribution of Covid-19 cases of 70 years old and over by vaccination status in 2022



Sources: Ministry of Health and Social Affairs, Monaco Statistics

In 2022, among the unvaccinated or residents who have a completed primary series¹⁰ schedule, aged 70 years old and over, 3.8% died. This is more than four times the proportion of those vaccinated with at least one booster dose (0.9%). Concerning hospitalisations, these proportions are 19.0% and 18.7% respectively.

¹⁰ Vaccination with two injections of a two-dose protocol or one injection of a single-dose protocol.

2 Mortality and birth rate

It is important to note that the deaths and births presented here are in the sense of the actual date of the event: a birth or death occurring at the end of the month but registered by the Town Hall at the beginning of the following month will be considered in the month in which the event occurred.

The data presented in this Observatory are therefore consolidated from one month to the next, which explains the slight differences that may appear in relation to previously published statistics.

The results presented should be interpreted with caution given the small size of the numbers studied.

2.1 Analysis of deaths

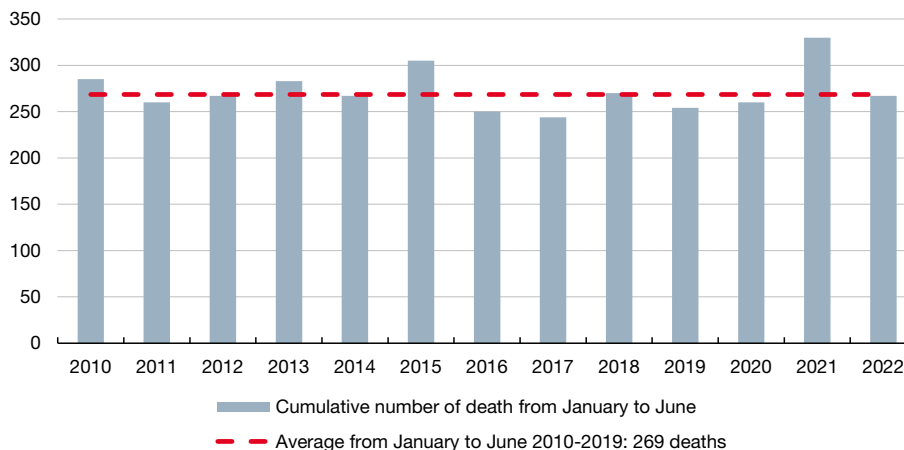
As a reminder, the cause of death is not available in the Civil Registry data.

The over/under-mortality corresponds to a two-sided confidence interval of the 2010-2019 average of deaths at the 99% threshold following a Student's law. By comparing it with the mortality observed between 2020 and 2022, it makes it possible to represent a significant excess or deficit of deaths compared with the normal.

2.1.1 Deaths in Monaco, all places of residence combined

These are all deaths registered in Monaco, regardless of place of residence.

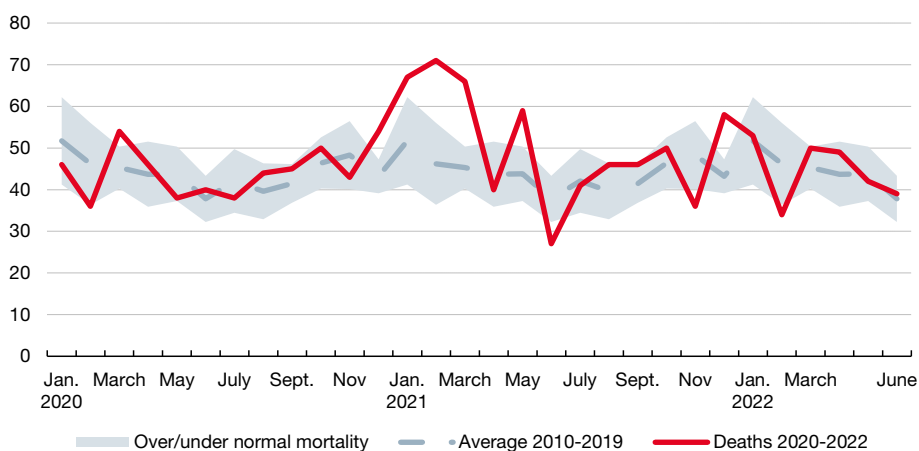
Figure 19. Cumulative number of deaths between January and June in Monaco



Sources: Town Hall, Monaco Statistics

From January to June 2022, 267 deaths were recorded in Monaco, a number equivalent to the average from 2010 to 2019 (269) and a decrease of almost 20% compared to the same period in 2021, which had 330.

Figure 20. Number of deaths per month in Monaco



Interpretation: in June 2022, 39 deaths were recorded in Monaco compared to an average of 38 between 2010 and 2019, for a normal over/under mortality of between 32 and 43 deaths.

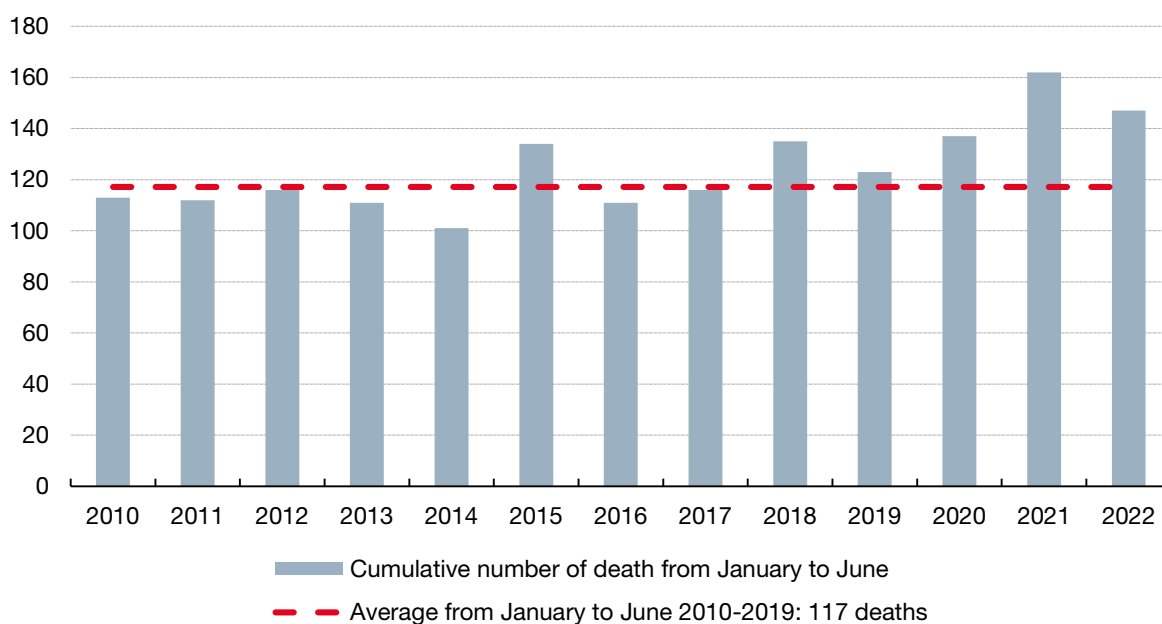
Sources: Town Hall, Monaco Statistics

With 39 deaths, the month of June 2022 is at the level of its 2010-2019 average (38).

2.1.2 Deaths of residents in Monaco

These are only deaths of residents in Monaco. Deaths of residents outside Monaco are therefore not included.

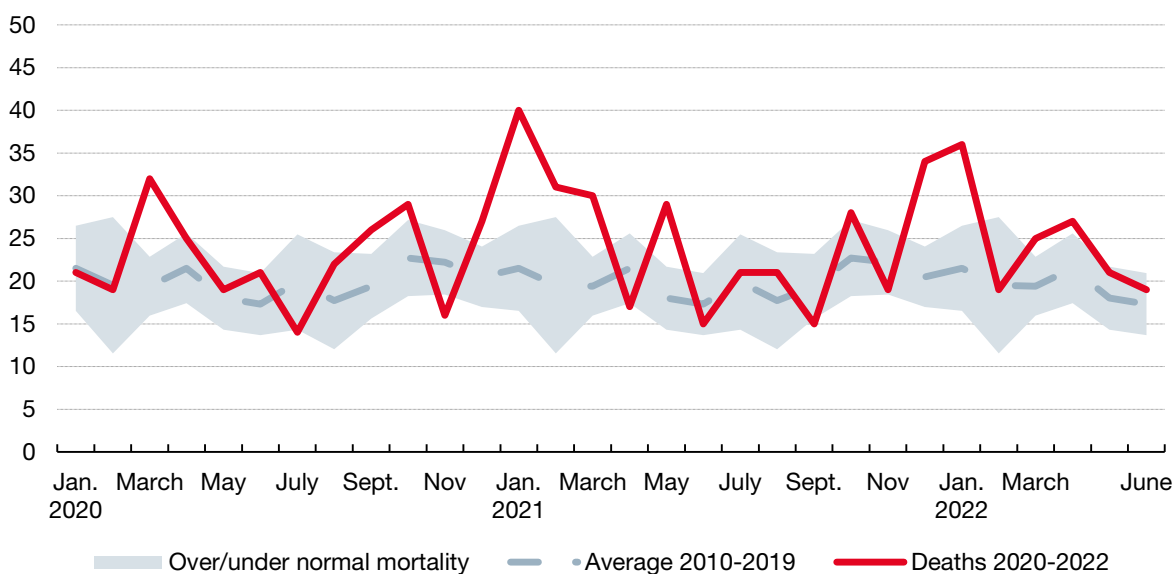
Figure 21. Cumulative number of deaths of residents between January and June in Monaco



Sources: Town Hall, Monaco Statistics

In the first six months of 2022, 147 resident deaths were recorded, 30 more than the 2010-2019 average. After 2021, this was the deadliest first half of the year since 2005 (the beginning of the observation period).

Figure 22. Monthly number of deaths of residents in Monaco



Interpretation: in June 2022, 19 resident deaths were recorded in Monaco compared to an average of 17 between 2010 and 2019, for a normal over/under mortality of between 14 and 21 deaths.

Sources: Town Hall, Monaco Statistics

In June 2022, the number of resident deaths (19) is slightly higher than its 2010-2019 average (17) but remains within the normal over/under mortality range.

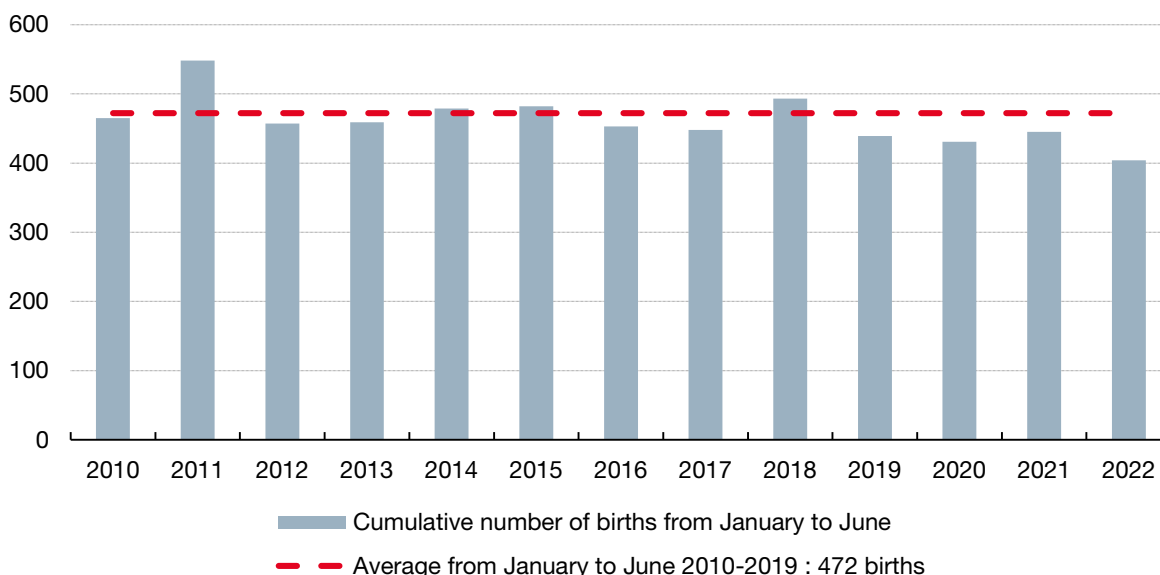
2.3 Analysis of births

The over/under birth rate is a two-sided confidence interval of the average 2010-2019 birth rate at the 99% threshold following a Student's law. By comparing it to the observed birth rate between 2020 and 2022, it allows a significant surplus or deficit of births to be represented in relation to the normal.

2.3.1 Births in Monaco, all places of residence combined

These are all births registered in Monaco, regardless of place of residence.

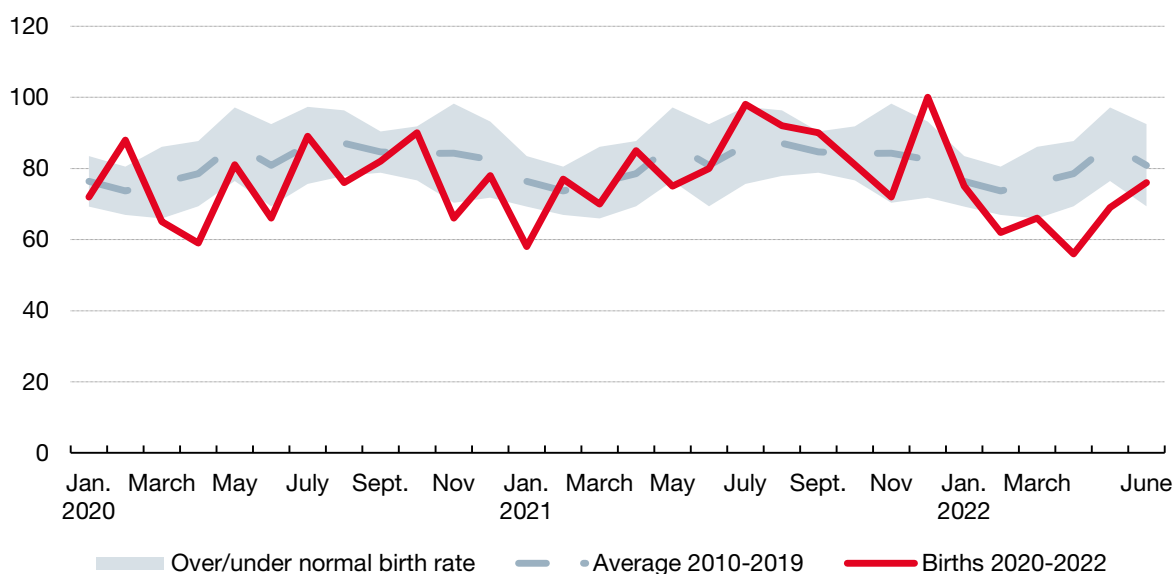
Figure 23. Cumulative number of births between January and June in Monaco



Sources: Town Hall, Monaco Statistics

With 404 births recorded in Monaco between January and June 2022 compared with an average of 472 between 2010 and 2019, the birth rate is at its lowest level since 2005.

Figure 24. Number of monthly births in Monaco



Interpretation: in June 2022, 76 births were registered in Monaco compared to an average of 81 between 2010 and 2019, for a normal over/under birth rate of between 69 and 92 births.

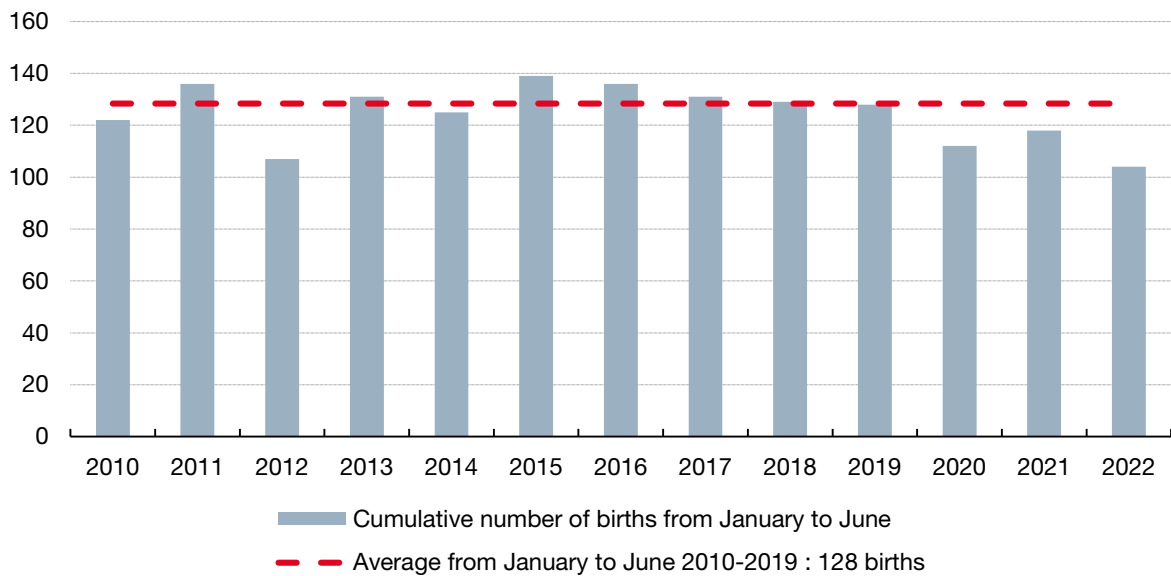
Sources: Town Hall, Monaco Statistics

In June 2022, only 76 births were registered in the Principality, 5 less than the 2010-2019 average. However, the number of births in June is within the normal over/under birth rate range.

2.3.2 Births of residents in Monaco

These are only births to residents of Monaco (resident father and/or mother).

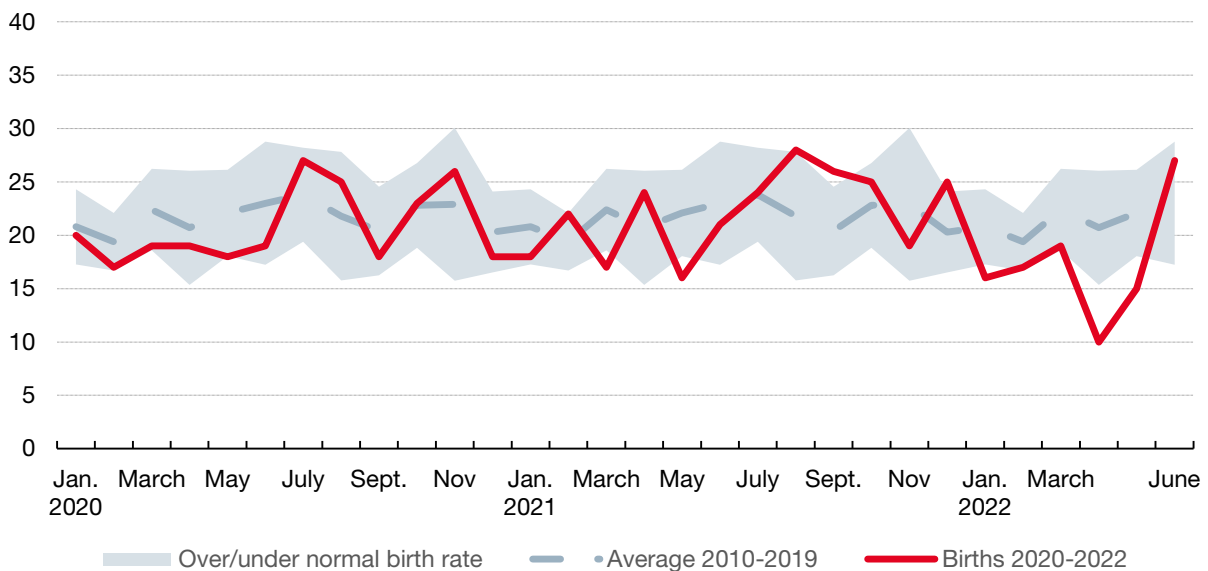
Figure 25. Cumulative number of births of residents between January and June in Monaco



Sources: Town Hall, Monaco Statistics

The first half of 2022 is marked by a significant drop in the birth rate among Monaco residents, with 104 births in the first half of the year, whereas the minimum since 2005 was 107 (in 2012).

Figure 26. Number of monthly births of residents in Monaco



Interpretation: in June 2022, 27 resident births were registered in Monaco compared to an average of 23 between 2010 and 2019, for a normal over/under birth rate of between 17 and 29 births.

Sources: Town Hall, Monaco Statistics

In June 2022, 27 resident births were reported, 4 more than the 2010-2019 average. The number of births in June is within the normal over/under birth rate range.

Observatory of the impacts of the COVID-19 health crisis

July 2022

To read Monaco Statistics
publications:
monacostatistics.mc/Publications

To follow Monaco Statistics news:
monacostatistics.mc/News

To subscribe to the Monaco
Statistics newsletter:
monacostatistics.mc/Newsletters

INSTITUT MONÉGASQUE DE LA
STATISTIQUE ET DES ÉTUDES
ÉCONOMIQUES

9 rue du Gabian

98000 MONACO

monacostatistics.mc



ISSN-L 2311-6307